

# Iraq Stock Exchange

Bulletin No (58)



سوق العراق للاوراق المالية  
IRAQ STOCK EXCHANGE

## ISX Trading Indices of Tuesday 7/4/2026

Traded Volume and OTC	1,425,301,684
-----------------------	---------------

Traded Value and OTC	1,624,709,990
----------------------	---------------

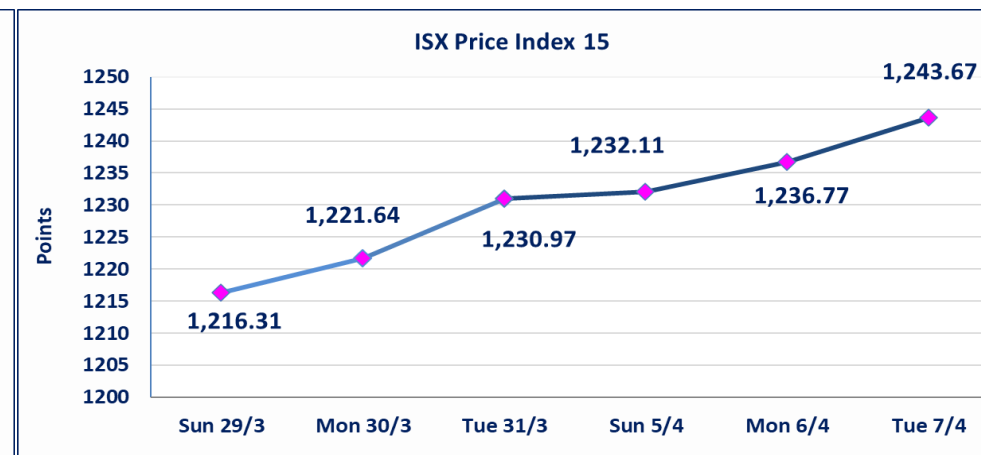
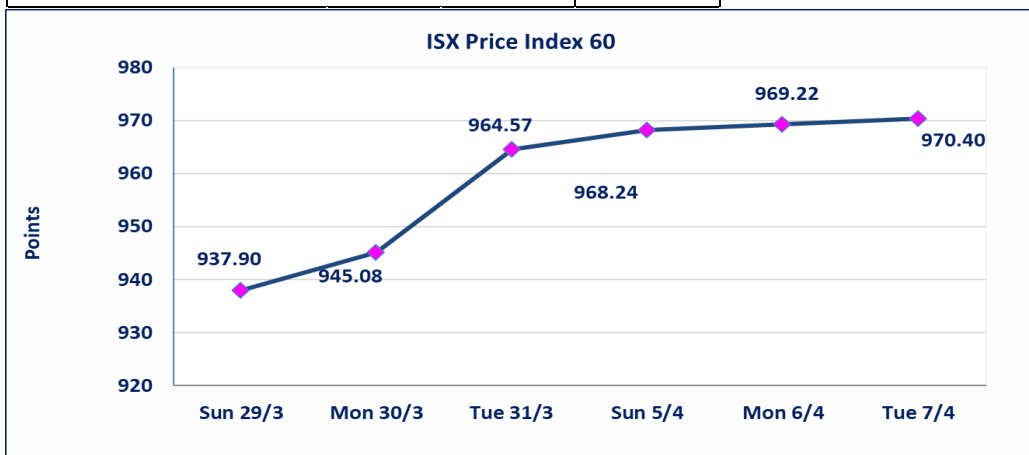
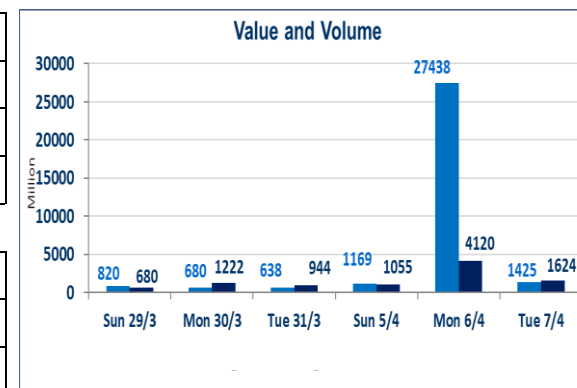
Traders	1255
---------	------

ISX Index 60	970.40
Previous ISX Index60	969.22
Change %	0.12
Change	1.18

ISX Index 15	1243.67
Previous ISX Index15	1236.77
Change %	0.56
Change	6.90

Listed Companies	104	OTC	14
Traded Listed Companies	55	OTC	1
GAM Companies	3		
Suspended Companies	9		

Non Traded listed	37	OTC	13
Higher Companies	15		
Lower Companies	12		



## ISX top gaining and losing companies

Tuesday 7/4/2026

### Gainers

Company Name	Closing Price	Change (%)	Traded Volume
Middle East Bank	0.080	14.29	42,136,128
Sumer Commercial Bank	0.190	5.56	503,928,996
National Islamic Bank	0.890	4.71	100,000
Al-Mansour Pharmaceuticals Indu	2.250	4.65	39,726,802
Gulf Commercial Bank	0.350	2.94	117,601,417

### Losers

Company Name	Closing Price	Change (%)	Traded Volume
General Transportatation	1.710	-4.47	151,665
Al-Kindi of Veterinary Vaccines	2.450	-2.78	1,000,000
Al-Hamraa for Insurance	5.800	-1.69	49,037
Commercial Islamic Bank of Iraq	0.660	-1.49	8,628,816
AL-Badia for General Trans	1.010	-0.98	1,119,914

## The most active companies in term of traded volume and value

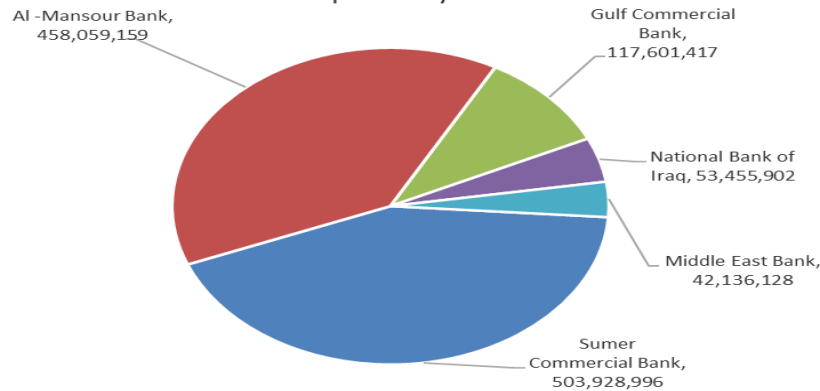
### Traded Volume

Company Name	Closing Price	Change (%)	Traded Volume
Sumer Commercial Bank	0.190	5.56	503,928,996
Al -Mansour Bank	1.660	1.22	458,059,159
Gulf Commercial Bank	0.350	2.94	117,601,417
National Bank of Iraq	5.000	2.88	53,455,902
Middle East Bank	0.080	14.29	42,136,128

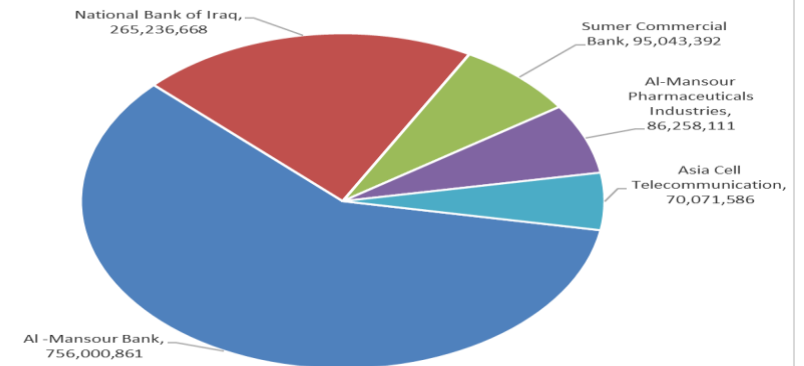
### Traded Value

Company Name	Closing Price	Change (%)	Traded Value
Al -Mansour Bank	1.660	1.22	756,000,861
National Bank of Iraq	5.000	2.88	265,236,668
Sumer Commercial Bank	0.190	5.56	95,043,392
Al-Mansour Pharmaceuticals Indu	2.250	4.65	86,258,111
Asia Cell Telecommunication	15.070	0.47	70,071,586

Top Five by Volume



Top Five by Value



**Regular Market Bulletin No (58)**



Company Name	Code	opening Price	highest price	lowest price	Average price	Prev Average price	Closing Price	prev closing price	change (%)	No.of Trades	Traded Volume	Traded Value
<b>Banks Sector</b>												
Ashur International Bank	BASH	0.240	0.240	0.240	0.240	0.240	0.240	0.240	0.00	28	34,380,252	8,251,260
Bank of Baghdad	BBOB	3.450	3.450	3.430	3.440	3.490	3.440	3.450	-0.29	68	15,805,103	54,379,665
Commercial Islamic Bank of Iraq	BCOI	0.660	0.670	0.660	0.670	0.660	0.660	0.670	-1.49	12	8,628,816	5,745,093
Economy Bank	BEFI	0.220	0.220	0.220	0.220	0.220	0.220	0.220	0.00	2	1,004,518	220,994
Gulf Commercial Bank	BGUC	0.340	0.350	0.340	0.350	0.340	0.350	0.340	2.94	15	117,601,417	41,040,496
Investment Bank of Iraq	BIBI	0.210	0.210	0.210	0.210	0.210	0.210	0.210	0.00	10	28,950,659	6,079,638
Iraqi Islamic Bank	BIIB	1.000	1.010	0.990	1.000	1.000	1.000	1.000	0.00	12	3,586,005	3,585,743
Middle East Bank	BIME	0.070	0.080	0.070	0.070	0.070	0.080	0.070	14.29	15	42,136,128	2,949,729
Mosul Bank For Investment	BMFI	0.140	0.140	0.140	0.140	0.140	0.140	0.140	0.00	12	32,500,000	4,550,000
Al -Mansour Bank	BMNS	1.620	1.670	1.620	1.650	1.630	1.660	1.640	1.22	212	458,059,159	756,000,861
National Islamic Bank	BNAI	0.890	0.890	0.890	0.890	0.850	0.890	0.850	4.71	1	100,000	89,000
National Bank of Iraq	BNOI	4.860	5.000	4.860	4.960	4.820	5.000	4.860	2.88	169	53,455,902	265,236,668
Al-Taif Islamic Bank	BTIB	0.670	0.670	0.670	0.670	0.670	0.670	0.670	0.00	4	14,835	9,939
Union Bank of Iraq	BUOI	0.170	0.170	0.170	0.170	0.170	0.170	0.170	0.00	1	1,000	170
<b>Total of Banks Sector</b>										<b>561</b>	<b>796,223,794</b>	<b>1,148,139,256</b>
<b>Telecommunication Sector</b>												
Asia Cell Telecommunication	TASC	15.000	15.250	15.000	15.060	14.980	15.070	15.000	0.47	74	4,652,296	70,071,586
Al-Khatam Telecom	TZNI	3.580	3.580	3.550	3.570	3.580	3.550	3.580	-0.84	11	287,123	1,024,976
<b>Total of Telecommunication Sector</b>										<b>85</b>	<b>4,939,419</b>	<b>71,096,562</b>
<b>Insurance Sector</b>												
Al-Ameen for Insurance	NAME	0.900	0.900	0.890	0.900	0.900	0.900	0.900	0.00	8	1,054,510	948,959
Dar Al-Salam for Insurance	NDSA	0.770	0.770	0.770	0.770	0.780	0.770	0.760	1.32	2	1,860,000	1,432,200
<b>Total of Insurance Sector</b>										<b>10</b>	<b>2,914,510</b>	<b>2,381,159</b>
<b>Service Sector</b>												
Baghdad -Iraq Transportation	SBPT	22.700	22.900	22.650	22.670	22.920	22.650	22.700	-0.22	15	295,687	6,703,999
Al-Mosul for funfairs	SMOF	6.550	6.550	6.550	6.550	6.500	6.550	6.500	0.77	1	5,000	32,750
Mamoura Realestate	SMRI	3.180	3.180	3.170	3.170	3.180	3.180	3.200	-0.62	13	512,449	1,625,860
<b>Total of Service Sector</b>										<b>29</b>	<b>813,136</b>	<b>8,362,609</b>
<b>Industrial Sector</b>												
Baghdad Soft Drinks	IBSD	5.950	5.960	5.930	5.940	5.960	5.940	5.950	-0.17	74	6,312,663	37,497,235
Iraqi Date Processing and Marke	IIDP	2.450	2.450	2.450	2.450	2.450	2.450	2.450	0.00	2	187,672	459,796
Iraqi Engineering Works	IIEW	5.500	5.500	5.500	5.500	5.500	5.500	5.500	0.00	3	11,024	60,632
Iraqi For Tufted Carpets	IITC	18.000	18.000	18.000	18.000	18.000	18.000	18.000	0.00	1	37,964	683,352
Al -Khazer Construction Material	IKHC	1.280	1.340	1.280	1.290	1.280	1.280	1.280	0.00	4	89,814	115,710
Al-Kindi of Veterinary Vaccines	IKLV	2.450	2.450	2.450	2.450	2.520	2.450	2.520	-2.78	4	1,000,000	2,450,000
Al-Mansour Pharmaceuticals Ind	IMAP	2.150	2.250	2.150	2.170	2.140	2.250	2.150	4.65	74	39,726,802	86,258,111
Metallic Industries and Bicycles	IMIB	2.050	2.050	2.050	2.050	2.050	2.050	2.050	0.00	1	484	992
Modern Sewing	IMOS	5.600	5.600	5.500	5.530	5.400	5.500	5.400	1.85	4	18,425	101,938
<b>Total of Industrial Sector</b>										<b>167</b>	<b>47,384,848</b>	<b>127,627,767</b>
<b>Hotels Sector</b>												
Baghdad Hotel	HBAG	11.700	11.700	11.700	11.700	11.700	11.700	11.700	0.00	1	2,000	23,400
Ishtar Hotels	HISH	9.050	9.050	9.000	9.000	9.000	9.000	9.000	0.00	9	142,000	1,278,500
Mansour Hotel	HMAN	51.000	51.000	50.000	51.000	50.000	51.000	51.000	0.00	8	1,015,772	51,803,172
<b>Total of Hotels Sector</b>										<b>18</b>	<b>1,159,772</b>	<b>53,105,072</b>
<b>Agricultural Sector</b>												
Babil Animal & Vegetable Produ	ABAP	7.200	7.300	6.910	7.120	7.090	7.200	7.200	0.00	14	216,331	1,541,110
Agricultural Products Meat	AIPM	4.550	4.550	4.550	4.550	4.550	4.550	4.550	0.00	4	68,048	309,618
Modern for Animal Production	AMAP	0.360	0.360	0.360	0.360	0.350	0.360	0.360	0.00	5	970,587	349,411
<b>Total of Agricultural Sector</b>										<b>23</b>	<b>1,254,966</b>	<b>2,200,140</b>
<b>Total Of Regular</b>										<b>893</b>	<b>854,690,445</b>	<b>1,412,912,565</b>

**Second Platform Market Bulletin No (58)**



Company Name	Code	opening Price	highest price	lowest price	Average price	Prev Average price	Closing Price	prev closing price	change (%)	No.of Trades	Traded Volume	Traded Value
<b>Banks Sector</b>												
International Islamic Bank	BINT	0.200	0.200	0.200	0.200	0.200	0.200	0.200	0.00	1	4,970	994
Al-Ataa Islamic Bank	BLAD	0.100	0.100	0.100	0.100	0.100	0.100	0.100	0.00	2	1,003,975	100,398
Credit Bank Of Iraq	BROI	0.590	0.590	0.590	0.590	0.590	0.590	0.590	0.00	2	28,288	16,690
Trans Iraq Bank Investment	BTRI	0.310	0.310	0.310	0.310	0.310	0.310	0.310	0.00	1	3,206	994
<b>Total of Banks Sector</b>										6	1,040,439	119,075
<b>Insurance Sector</b>												
Al-Hamraa for Insurance	NHAM	5.900	5.900	5.800	5.820	5.990	5.800	5.900	-1.69	12	49,037	285,503
<b>Total of Insurance Sector</b>										12	49,037	285,503
<b>Investment Sector</b>												
AL-Wiaam for Financial Investm	VWIF	0.430	0.670	0.430	0.440	0.450	0.670	0.450	48.89	5	615,526	271,940
<b>Total of Investment Sector</b>										5	615,526	271,940
<b>Industrial Sector</b>												
Al-Ameen Estate Investment	SAEI	1.840	1.840	1.840	1.840	1.840	1.840	1.840	0.00	12	1,610,000	2,962,400
<b>Total of Industrial Sector</b>										12	1,610,000	2,962,400
<b>Industrial Sector</b>												
Fallujah for construction Materi	IFCM	2.700	2.800	2.650	2.700	2.710	2.700	2.700	0.00	42	9,362,274	25,318,604
National Furniture Industries	IHFI	0.950	0.950	0.950	0.950	0.950	0.950	0.950	0.00	3	57,181	54,322
<b>Total of Industrial Sector</b>										45	9,419,455	25,372,926
<b>Total of Non Regular</b>										80	12,734,457	29,011,845

**Undisclosed Platform Companies Bulletin No (58)**



Company Name	Code	opening Price	highest price	lowest price	Average price	Prev Average price	Closing Price	prev closing price	change (%)	No.of Trades	Traded Volume	Traded Value
<b>Banks Sector</b>												
Sumer Commercial Bank	BSUC	0.180	0.190	0.180	0.190	0.170	0.190	0.180	5.56	129	503,928,996	95,043,392
<b>Total of Banks Sector</b>										129	503,928,996	95,043,392
<b>Industrial Sector</b>												
AL-Badia for General Trans	SBAG	1.020	1.020	0.990	1.000	1.020	1.010	1.020	-0.98	6	1,119,914	1,115,563
General Transportation	SIGT	1.790	1.790	1.710	1.710	1.790	1.710	1.790	-4.47	2	151,665	259,480
<b>Total of Industrial Sector</b>										8	1,271,579	1,375,043
<b>Industrial Sector</b>												
Al-Hilal Industries	IHLI	1.500	1.500	1.490	1.490	1.500	1.490	1.500	-0.67	3	507,333	755,933
Iraqi Carton Manufactories	IICM	2.470	2.580	2.470	2.530	2.480	2.530	2.470	2.43	21	2,975,029	7,541,314
Modern Construction Materials	IMCM	1.300	1.300	1.300	1.300	1.300	1.300	1.300	0.00	2	880	1,144
National Chemical &Plastic	INCP	1.870	1.870	1.870	1.870	1.870	1.870	1.870	0.00	5	450,531	842,493
The Light Industries	ITLI	1.220	1.230	1.190	1.210	1.210	1.230	1.220	0.82	31	17,347,740	21,018,486
<b>Total of Industrial Sector</b>										62	21,281,513	30,159,370
<b>Hotels Sector</b>												
Palestine Hotel	HPAL	18.500	19.200	18.500	18.640	18.400	18.700	18.400	1.63	27	791,749	14,755,612
<b>Total of Hotels Sector</b>										27	791,749	14,755,612
<b>Agricultural Sector</b>												
Iraqi for Seed Production	AISP	4.900	4.900	4.860	4.870	4.900	4.860	4.900	-0.82	48	7,473,177	36,363,613
<b>Total of Agricultural Sector</b>										48	7,473,177	36,363,613
<b>Total of Undisclosed</b>										274	534,747,014	177,697,031
<b>Grand Total</b>										1,247	1,402,171,916	1,619,621,441

**Iraq Stock Exchange not trading companies of Tuesday 7/4/2026**

Company Names	Code	Previous Average Price	Closing Price
<b>Banks Sector</b>			
Elaf Islamic Bank	BELF	0.260	0.260
Kurdistan International Bank	BKUI	1.100	1.100
United Bank	BUND	0.050	0.050
Asia Al Iraq Islamic Bank	BAIB	0.780	0.780
Cihan Bank for Islamic Investment&Finan	BCIH	2.200	2.200
<b>Insurance Sector</b>			
Gulf Insurance	NGIR	0.430	0.430
<b>Service Sector</b>			
Kharkh Tour Amuzement City	SKTA	4.290	4.290
AL-Nukhba for Construction	SNUC	0.740	0.740
Rehab Karbalaa	HKAR	0.630	0.630
<b>Industrial Sector</b>			
Ready Made Clothes	IRMC	2.300	2.300
<b>Hotels Sector</b>			
National for Tourist Investment	HNTI	9.250	9.250
Al-Sadeer Hotel	HSAD	23.000	23.000
Tourist Village of Mosul dam	HTVM	13.600	13.600
Babylon Hotel	HBAY	102.000	102.000
<b>Agricultural Sector</b>			
Iraqi Agricultural Products	AIRP	10.000	10.000
Al-Ahlyia agricultural production	AAHP	2.140	2.140
Middle East for Production- Fish	AMEF	5.990	5.990
Company Names	Code	Previous Average Price	Closing Price
<b>Banks Sector</b>			
International Development Bank	BIDB	1.050	1.050
Al-Mashreq Al-Arabi Islamic Bank	BAMS	0.850	0.850
Iraq Noor Islamic Bank for Investment	BINI	0.250	0.250
Region Trade Bank	BRTB	1.000	1.010
Arab Islamic Bank	BAAI	1.000	1.000
Al-Rajih Islamic Bank	BRAJ	1.000	1.000
Erbil Investment & FinanceBank	BERI	0.110	0.110
AL-Anssari Islamic Bank	BANS	0.050	0.050
Al-Mustashar Islamic Bank for Investmen	BMUI	1.000	1.000
Al-Qabidh Islamic Bank	BQAB	0.090	0.090
Trust International Islamic Bank	BTRU	0.750	0.750
World Islamic Bank for Investment	BWOR	1.000	1.000
Al janoob Islamic Bank	BJAB	0.940	0.940
Ameen Al-Iraq Islamic Bank	BAME	1.000	1.000
<b>Investment Sector</b>			
Al-Ameen for Financial Investment	VAMF	1.200	1.200
<b>Insurance Sector</b>			
Alahliya For Insurance	NAHF	0.850	0.850
<b>Industrial Sector</b>			
Modern chemical industries	IMCI	100.000	100.000
<b>Service Sector</b>			
Ibdaa Al-sharq Alwast General Contractin	SIBD	1.000	1.000
<b>Agricultural Sector</b>			
AL-Rebass for Poultry&feed	AREB	-	-
<b>Hotels Sector</b>			
Ashour Hotel	HASH	29.310	29.310

**Iraq Stock Exchange**  
**Non Iraqis' Bulletin Tuesday April 7 2026**  
**Regular Market**



**Non Iraqi Trading of Regular Market (Sell)**

Company Names	Code	No.of trades	Traded Shares	Trading Volume
<b>Banks Sector</b>				
National Bank Of Iraq	BNOI	2	1,848,000	9,240,000
<b>Total Bank sector</b>		<b>2</b>	<b>1,848,000</b>	<b>9,240,000</b>
<b>Telecommunication Sector</b>				
Asia cell	TASC	8	2,000,000	30,130,000
<b>Total Telecommunication sector</b>		<b>8</b>	<b>2,000,000</b>	<b>30,130,000</b>
<b>Grand Total</b>		<b>10</b>	<b>3,848,000</b>	<b>39,370,000</b>

## OTC Platform Trading Bulletin No (58)

Company Name	Code	highest price	lowest price	Average price	No.of Trades	Traded Volume	Traded Value
<b>Banks Sector</b>							
Al-Warka Bank	BWAI	0.220	0.220	0.220	8	23,129,768	5,088,549
Total Of Money Service Sector					8	23,129,768	5,088,549
<b>Total</b>					<b>8</b>	<b>23,129,768</b>	<b>5,088,549</b>

## Not Trading OTC Companies

Company Name	Code	Previous Average price
<b>Banks Sector</b>		
Hammurabi Commercial Bank	BHAM	—
Al-Sanam Islamic Bank	BSAN	3.000
<b>Industrial Sector</b>		
Kirkuk producing constructional materials	IKFP	2.340
<b>Money Service Sector</b>		
Karmal Brokerage	FKSX	10.000
Iraqi Deposit Insurance Corporation	FIDI	1.000
Rabee Securities	FRSE	9.500
Ishtar Gate for e-Paymant	FISH	1.000
Sama Baghdad Exchange	FSBE	—
<b>Insurance Sector</b>		
Al Badia Insurance	NBAD	—
Kurdistan Insurance	NKUI	0.500
Shatt Al Arab Insurance	NSHA	1.000
Elaf Insurance	NELF	—
Dilina Insurance Company	NDIL	—

Iraq Stock Exchange

Tuesday 7/4/2026



سوق العراق للاوراق المالية  
IRAQ STOCK EXCHANGE

## Not Trading Bonds Bulletin

Bond type	Publish type	Code	last trading price	immortilize date
Banaa Bonds /Million ID	Second	CB20	964,981	19/12/2025
Eamar Bonds /Million ID	First	CB30	1,001,095	—
Eamar Bonds /Million ID	Second	CB40	—	—
Eamar Bonds /500 Thousand ID	Third	CB45	—	—
Eamar Bonds /Million ID	Third	CB50	—	—
Injaz Bonds /500 Thousand ID	First	CB55	—	—
Injaz Bonds /Million ID	First	CB60	—	—
Injaz Bonds /500 Thousand ID	Second	CB65	503,793	—
Injaz Bonds /Million ID	Second	CB70	965,050	—
Injaz Bonds /500 Thousand ID	Third	CB75	—	—
Injaz Bonds /Million ID	Third	CB80	978,182	—
National Bonds/Million ID	First	CB90	—	—
National Bonds/500 Thousand ID	Second	CB95	—	—
National Bonds/Million ID	Second	CB100	—	—